


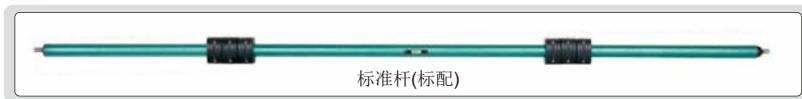
## 可调测砧外径千分尺



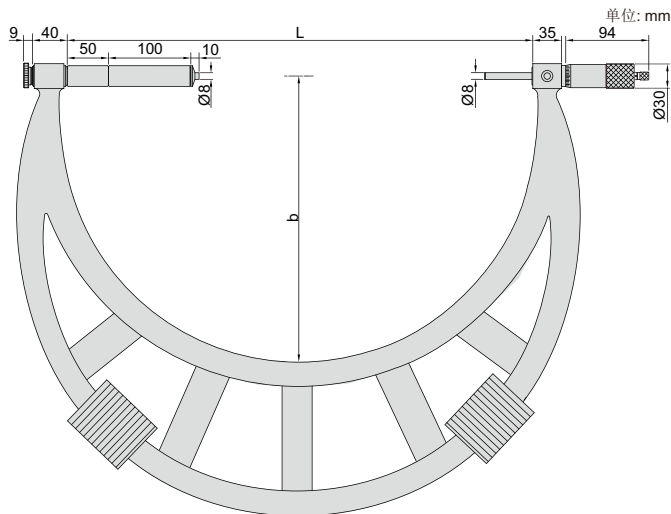
3205-1400C



调整测砧用于不同测量范围



标准杆(标配)



- 分度值: 0.01mm
- 调整测砧用于不同测量范围
- 棘轮测力
- 硬质合金测量面
- 配标准杆

型号	测量范围	精度	L	b	标准杆(标配)
3205-1200C	1000-1200mm	22 $\mu$ m	1210	645	1050, 1150
3205-1400C	1200-1400mm	24 $\mu$ m	1410	745	1250, 1350
3205-1600C	1400-1600mm	28 $\mu$ m	1610	845	1450, 1550
3205-1800C	1600-1800mm	31 $\mu$ m	1810	945	1650, 1750
3205-2000C	1800-2000mm	34 $\mu$ m	2010	1045	1850, 1950